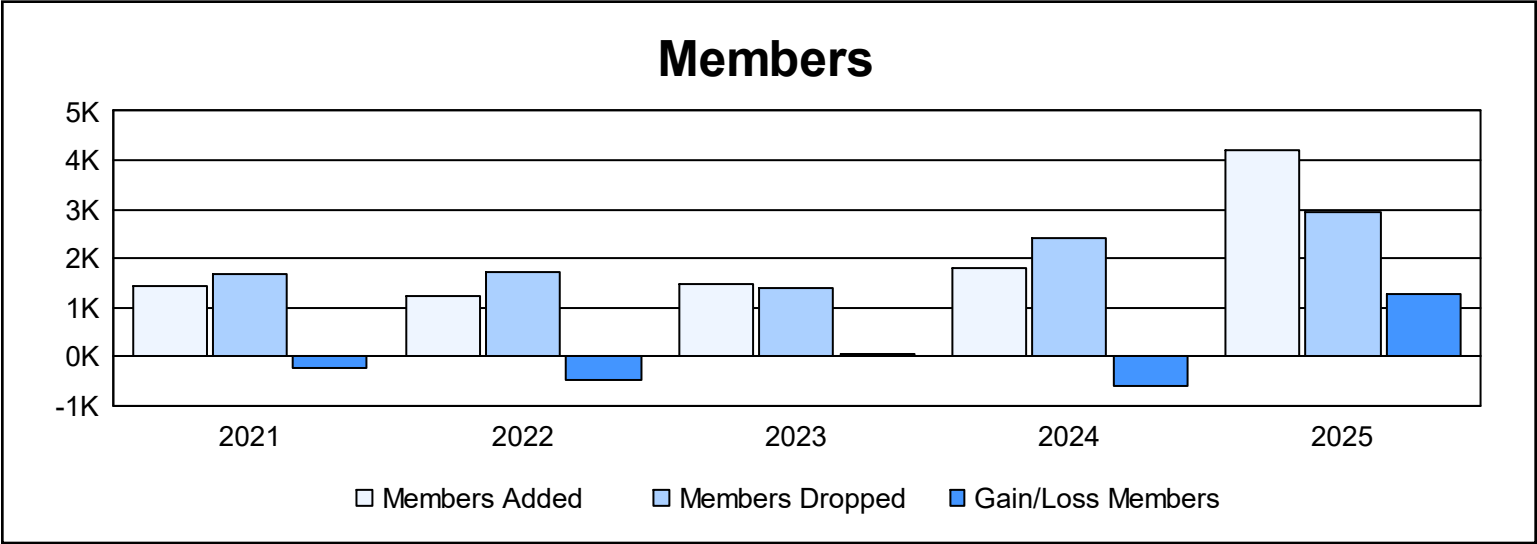
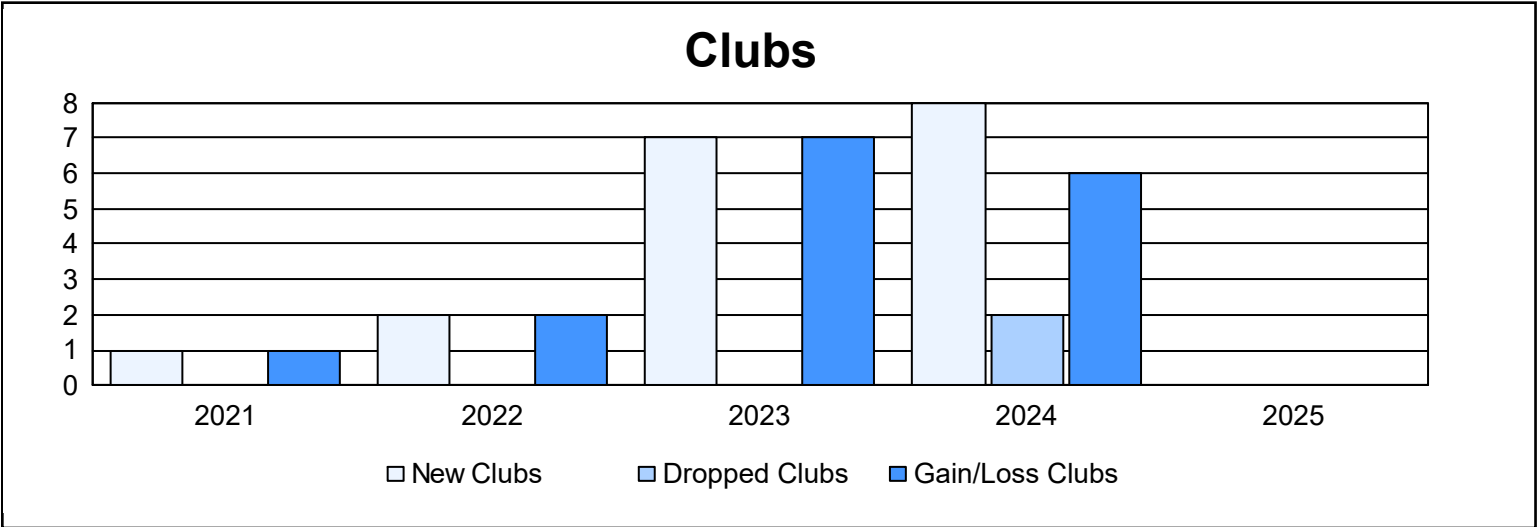
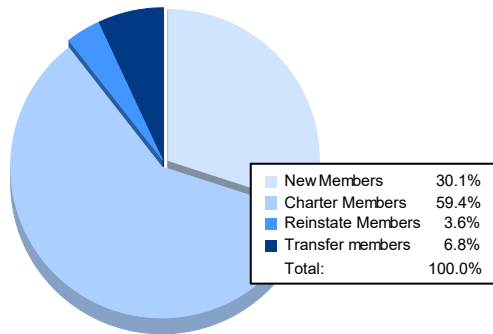


Year	New Clubs	Dropped Clubs	Gain/ Loss Clubs	New Members	Charter Members	Reinstate Members	Transfer Members	Total Member Added	Total Members Dropped	Gain/ Loss Members
2020-2021	1	0	1	1,289	43	60	40	1,432	1,666	-234
2021-2022	2	0	2	1,051	101	71	24	1,247	1,734	-487
2022-2023	7	0	7	1,027	295	63	73	1,458	1,386	72
2023-2024	8	2	6	1,337	401	53	15	1,806	2,401	-595
2024-2025				1,267	2,501	151	288	4,207	2,928	1,279
Average	5	1	4	1,194	668	80	88	2,030	2,023	7



Membership Composition June 2025 Cumulative



Gender Composition June 2025 Cumulative

